

## How to pay the Administration Fee of AEIS2024 / 如何支付AEIS2024的注册费用

### I) First step / 第一步

#### 1) Access to the URL / 访问网址

Please access to the following URL / 请访问下面的网址

<https://jcorr.shikuminet.jp>

After accessing , the following computer screen (Fig.1) appears and select the second button. / 访问后，当出现以下计算机画面（图1）后请选择第二个按钮（会员登录申请）。



Fig1. First Access Computer Screen

2) After selecting the second button(Fig.1) the following computer screen(Fig.2) appears and enter your name and E-mail address in each cell. / 选择第二个按钮（图1）后，出现以下计算机画面（图2），请在每一项中分别输入您的姓名和电子邮件地址。

a) First cell of the first row : your last name / 第一行“お名前”：请输入你的英文姓和名。

b) Second cell of the first row : your first name / 第二行：请再次输入你的英文姓和名。请注意第二行“お名前(カナ)”处的姓名应与第一行“お名前”相同。

c) Cell of the third row : your e-mail address / 第三行：请输入您的电子邮件地址。

d) Cell of the fourth row : your e-mail address (re-enter) / 第四行：请再次输入您的电子邮件地址。

3) Please confirm your data and push the blue button / 3) 请确认您的所填写的内容后点击蓝色按钮（同意して次へ）。

The screenshot shows a web browser window with the URL [https://jcorr.shikuminet.jp/members/pre/?user\\_type=1](https://jcorr.shikuminet.jp/members/pre/?user_type=1). The page title is "新規会員登録" (New Member Registration). The form contains the following fields and labels:

- お名前 (Name):
  - 姓 (Last name): Labeled "a) Input your last name".
  - 名 (First name): Labeled "b) Input your first name".
- お名前(カナ) (Name in Kana):
  - セイ (Last name in Kana): Labeled "a) Input your last name".
  - メイ (First name in Kana): Labeled "b) Input your first name".
- メールアドレス (E-mail address): Labeled "c) Input your e-mail address".
- メールアドレス(再入力) (E-mail address (re-enter)): Labeled "d) Input your e-mail address again".

At the bottom of the form, there are two buttons: "キャンセル" (Cancel) and "同意して次へ" (Agree and Next), with the latter button highlighted by a red box.

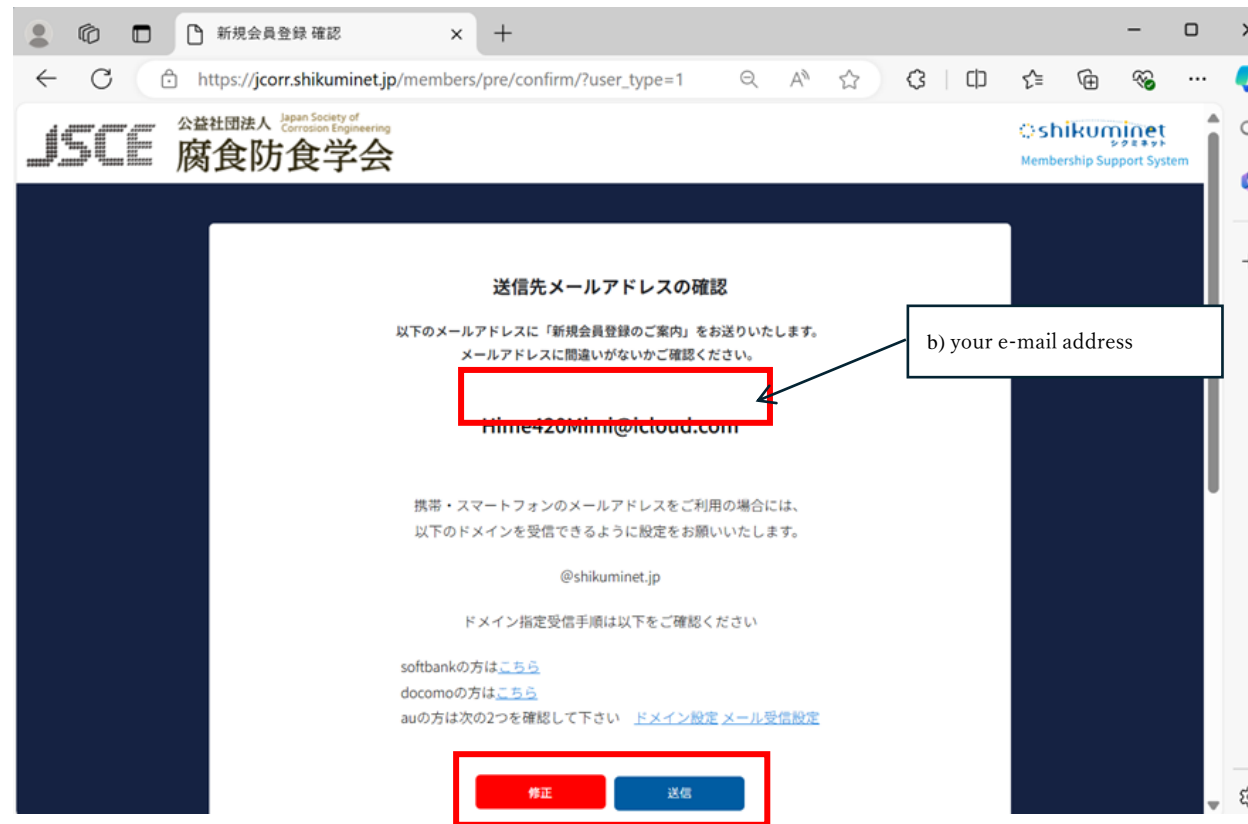
**Fig2. Computer Screen for entering your data (name and e-mail address)**

4) After pushing the blue button, the next screen (Fig.3) appears. / 按下蓝色按钮后，将出现此画面（图3）。

This is the screen for confirmation of your e-mail address. / 此画面是用于再次确认您的电子邮件地址是否正确。

5) If your e-mail address is correct, push the blue button and send the membership registration URL to your address. / 如果电子邮箱地址正确，请按蓝色按钮（送信），在您的电子邮箱会收到包含会员注册网址的电子邮件。

If your e-mail address is wrong, push the red button and return to Fig.2 and fix your data. / 如果您的电子邮件地址错误，请按红色按钮（修正）并返回图2并重新填写您的电子邮件地址。



**Fig3. Computer Screen for confirmation your e-mail address**

6) After sending the membership registration URL, the next screen (Fig.4) appears. / 发送会员注册网址后，将会出现下一个画面（图4）。

Please confirm the e-mail from “no-reply @shikuminet.jp”. / 请确认收到了来自“no-reply@shikuminet.jp”的电子邮件。

After confirmation the above mail, push the blue button and access to the URL on the above e-mail. / 确认上述邮件地址无误后，请点击蓝色按钮关闭此页面并访问您电子邮件中的网址。

Example of the URL on your e-mail :电子邮件中的 URL 示例：

[https://jcorr.shikuminet.jp/members/register/?user\\_type=1&h=a408ff91cca928094f10e0ab49cf89d7](https://jcorr.shikuminet.jp/members/register/?user_type=1&h=a408ff91cca928094f10e0ab49cf89d7)

(The yellow marker area varies by individuals / 上述网址黄色标记区域因人而异仅供参考)

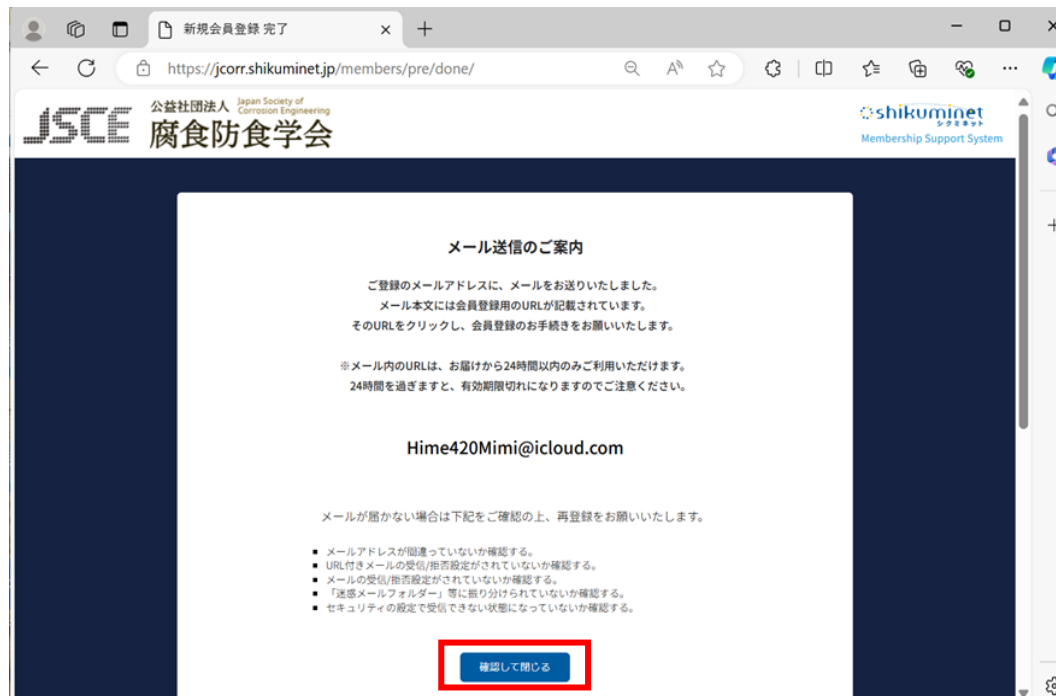


Fig4. Computer Screen after sending the membership registration URL to your address

## II) Second step / 第二步

### 1) Access to the URL / 访问网址

After accessing the membership registration URL on the e-mail, the next screen (Fig.5) appears. / 当您访问电子邮件中的会员注册网址后，将出现下一个画面（图5）。

Please select the preferred one (Standard, Student, Standard+Banquet, Student+Banquet) and push the blue button. 请选择符合您会员类别（标准、学生、标准+宴会、学生+宴会）并按下蓝色按钮。

(Caution! Don't make a mistake with your choice because you won't be able to change it later / 请注意！当您完成选择后将无法更改会员类别。)

選択	会員種別	入会要綱	金額
<input type="radio"/>	正会員	本会の目的に賛同して入会した個人	入会金：0円 会費：10000円/1年
<input type="radio"/>	特別会員	本会の目的に賛同して入会した法人及び任意団体	入会金：0円 会費：0円/1年
<input type="radio"/>	学生会員	本会の目的に賛同して入会した大学院、大学、高等専門学校及びこれに準ずる学校に在籍する学生	入会金：0円 会費：5000円/1年
<input type="radio"/>	非会員	当会会員に登録せず、一時的に当会イベントに参加を希望する個人	入会金：0円
<input checked="" type="radio"/>	Standard	Payment for AEIS2025 Registration fee	入会金：0円 会費：0円/1年
<input type="radio"/>	Student	Payment for AEIS2025 Registration fee	入会金：0円 会費：0円/1年
<input type="radio"/>	Standard+Banquet	Payment for AEIS2025 Registration fee	入会金：0円 会費：0円/1年
<input type="radio"/>	Student+Banquet	Payment for AEIS2025 Registration fee	入会金：0円 会費：0円/1年

次へ

Fig5. screen for selecting the pattern for registration fee

2) The case of selecting “Standard”. / 选择“标准”的情况。

After selecting “Standard”, the next screen (Fig.6) change and push the blue button without doing anything . / 选择“标准”后，您将看到下面的画面（图6），此处无需进行选择请点击蓝色按钮。

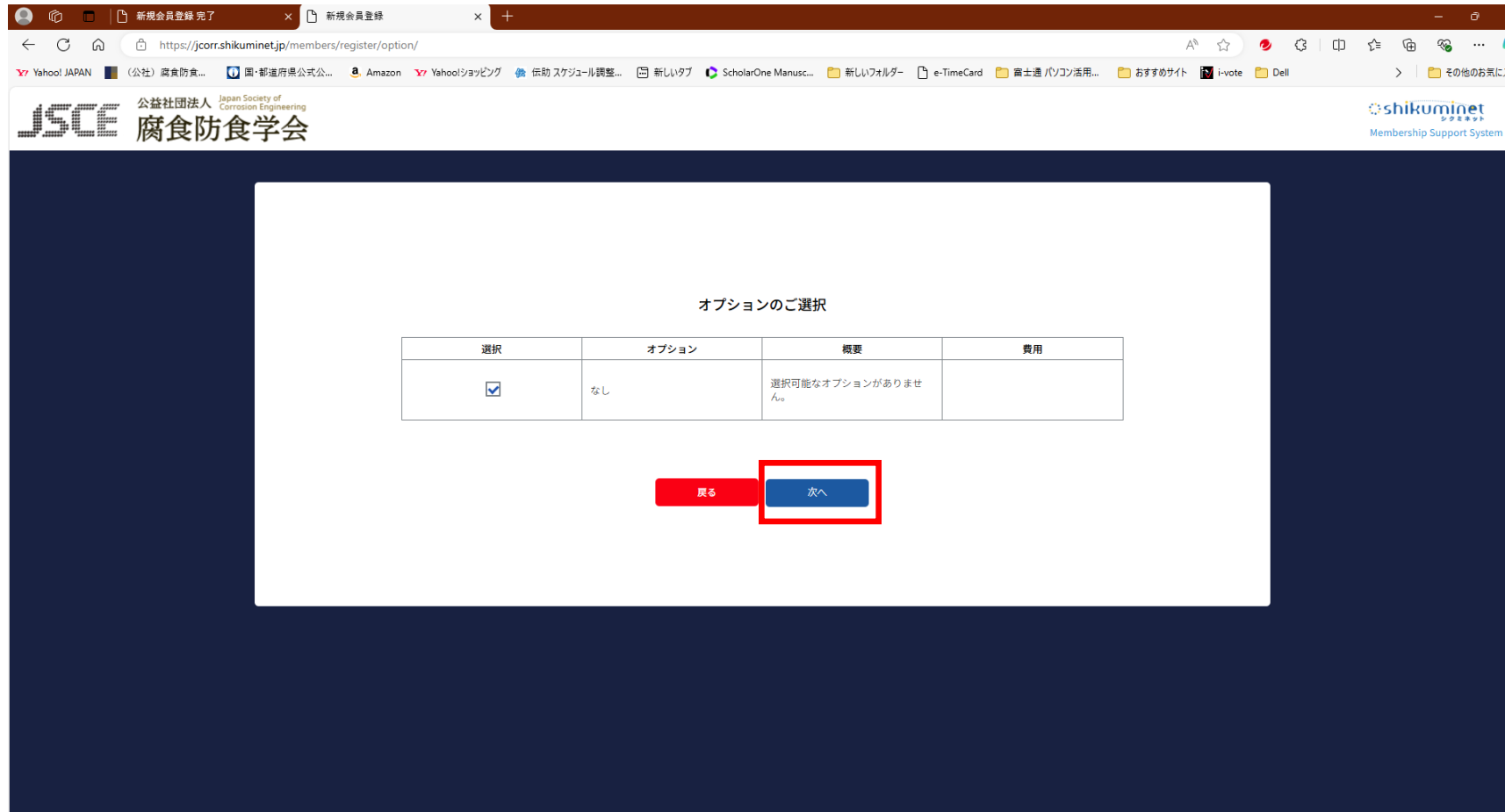


Fig 6. the screen of the case selecting “Standard”

2) Enter your personal information. / 填写您的个人信息。

a) Enter your birthday, gender and your login password. The login password needs to be entered twice. / 填写您的生日、性别以及您的登录密码，登录密码需要输入两次。

The password must consist of at least 8 alphanumeric characters. / 密码必须至少包含 8 个字母数字字符。

The screenshot displays a registration process with four steps: STEP1 (会員種別選択), STEP2 (オプション選択), STEP3 (情報入力), and STEP4 (ご入力情報の確認と申請). The current step is STEP3, indicated by a blue dot. Below the progress bar, the text "情報のご入力をお願いします。" (Please enter your information.) is shown. The main form is titled "ご登録情報" (Registration Information) and contains the following fields:

- 名前 (Name): Tahara, Akita
- 名前(カナ) (Name in Kana): Tahara, Akita
- システム用メールアドレス (System email address): itc2025-support@jcorr.or.jp
- 生年月日 (Date of birth): 2004年1月1日 (highlighted in a red box)
- 性別 (Gender):  男性,  女性,  未回答 (highlighted in a red box)
- パスワード (Password): [Redacted] (highlighted in a red box)
- パスワード(確認) (Password confirmation): [Redacted] (highlighted in a red box)
- 秘密の質問 (Secret question): 選択してください
- 秘密の質問の答え (Answer to secret question): 秘密の質問の回答
- 支部 (Branch): 選択してください
- 入会日 (Joining date): [Redacted]
- 会誌送付先 (Magazine delivery address):  勤務先・学校,  自宅

A red box highlights the birthday, gender, and password fields, with a red "a)" label next to it. A note below the password fields states: "8文字以上の半角英数字記号(半角英数字を最低2種類使用)" (Use alphanumeric characters of 8 characters or more, with at least 2 types of alphanumeric characters).

Fig 6-1. the screen for input your personal information.

3) Enter your personal information. / 填写您的个人信息。

b) First row : please select anyone. / 第一行：请选择密保问题中的任意一个选项。

Second row : enter “\*\*\*\*\*” / 第二行：请填写输入您的密保答案。

Third row : please select anyone / 此项（支部）请随意选择。

c) Please select the first item / 请选择第一项（勤務先・学校）。

The image shows a registration form titled "ご登録情報" (Registration Information). At the top, a progress bar indicates four steps: STEP1 (会員種別選択), STEP2 (オプション選択), STEP3 (情報入力), and STEP4 (ご入力情報の確認と申請). STEP3 is currently active. Below the progress bar, the text "情報のご入力をお願いします。" (Please enter the information.) is displayed. The form fields are as follows:

- 名前 (Name): Tahara Akita
- 名前(カナ) (Name in Kana): Tahara Akita
- システム用メールアドレス (System email address): ltc2025-support@jcorr.or.jp
- 生年月日 (Date of birth): 2004年1月1日
- 性別 (Gender): 未回答 (Unanswered)
- パスワード (Password): [Redacted]
- パスワード(確認) (Password confirmation): [Redacted]
- 秘密の質問 (Secret question): 選択してください (Please select)
- 秘密の質問の答え (Answer to secret question): 秘密の質問の回答 (Answer to secret question)
- 支部 (Branch): 選択してください (Please select)
- 入会日 (Date of joining): [Redacted]
- 会誌送付先 (Magazine delivery address): 勤務先・学校 (Workplace/School) or 自宅 (Home)

Three sections are highlighted with colored boxes and labeled with letters:

- a)** A red box highlights the date of birth, gender, password, and password confirmation fields.
- b)** A green box highlights the secret question and its answer fields.
- c)** A yellow box highlights the branch selection and magazine delivery address fields.

Fig 6-2. the screen for input your personal information.

4) Enter your personal information. / 填写您的个人信息。

d) enter the employer information / 请填写您工作单位的信息

First row : enter “ 0000000 ” / 第一行填写  
“ 0000000 ”

Second row : please select anyone / 第二行：请  
选择任意一项

Third row : enter address / 第三行：填写地址的  
第一部分

Fourth row : house number / 第三行：填写地址  
的第二部分

e) Please enter phone number / 请输入电话号码  
or dummy number “0000000000” / 或填写  
“0000000000”

f) Please enter the information of affiliation / 请填写  
所属信息

First row : name of employer / 第一行：工作  
单位名称

Second row : affiliation / 部门或院系名称

The image shows a screenshot of a Japanese registration form with several fields and annotations. The form is divided into sections for '勤務先・学校連絡先' (Workplace/School Contact) and '自宅連絡先' (Home Contact). The '勤務先・学校連絡先' section includes fields for '郵便番号' (Postal Code), '都道府県' (Prefecture), '市区町村' (City/Town/Village), '番地' (Address), '建物名' (Building Name), '電話番号' (Phone Number), '内線' (Internal Line), and 'FAX番号' (FAX Number). The '自宅連絡先' section includes fields for '郵便番号' (Postal Code), '都道府県' (Prefecture), '市区町村' (City/Town/Village), and '番地' (Address). Annotations include: 'c)' pointing to the '勤務先・学校' radio button; 'd)' pointing to the '郵便番号' field; 'e)' pointing to the '電話番号' field; and 'f)' pointing to the '勤務先・学校名' field. The form also includes a '支部' (Branch) dropdown menu and an '入会日' (Join Date) field.

Fig 6-3. the screen for input your personal information.

5) Enter your personal information. / 填写您的个人信息

g) Enter the dummy data / 输入虚拟数据

First row : enter “ 0000000 “ / 第一行: 输入“ 0000000 “

Second row : please select anyone / 第二行: 请选择任意一项

Third row : enter “\*\*\*\*” / 第三行: 输入“\*\*\*\*”

Fourth row : enter “\*\*\*\*” / 第四行: 输入“\*\*\*\*”

Sixth row : enter “0000000000” / 第六行: 输入“0000000000”

h) Enter the dummy data / 填写虚拟数据

First row : enter “ \*\*\*\* “ / 第一行: 输入“ \*\*\*\* “

Second row : enter “2001/01/01” / 第二行: 输入“2001/01/01”

Third row : enter “\*\*\*\*” / 第三行: 输入“\*\*\*\*”

6) After enter your personal information, push the blue button. / 输入您的个人信息后, 按蓝色按钮。

The screenshot shows a web form for entering personal information. The form is organized into sections:

- 勤務先・学校名 (Workplace/School Name):** Includes fields for FAX number (0312345678), workplace/school name (required, highlighted in red), affiliation/department/department name (required, highlighted in red), and research room name.
- 自宅連絡先 (Home Contact Information):** Includes fields for postal code (required, 1001234, highlighted in green), prefecture (required, dropdown menu, highlighted in green), city/ward/village (required, highlighted in green), address (required, highlighted in green), building name, and mobile phone number (required, 0312345678, highlighted in green).
- 最終学歴 (Final Education):** Includes fields for school name (required, highlighted in green), graduation/started (seen as) year/month/day (required, YYYY/MM/DD, highlighted in green), and degree (required, highlighted in green, with examples like 博士(工学), 修士(理学), 学士(工学)).

At the bottom of the form, there are two buttons: a red button labeled '戻る' (Back) and a blue button labeled '次へ' (Next). The blue button is highlighted with a red box.

Fig 6-4. the screen for input your personal information.

5) If there are some mistakes in the input fields, / 如果输入字段有错误,

we get the error message. / 我们将会看到

输入错误信息提示。

Error field change the red. / 提示信息为红色字体。

Please enter or select the correct answer

and push the blue button. / 请重新输入或选择正选的答案并按蓝色按钮。

6) If all data is entered,

change the confirmation screen.

Push the blue button,

the system sends the registration termination e-mail.

如果您正确填写所有信息并点击蓝色按钮, 您的画面将会显示主办方的电子邮件地址, 该邮件地址将在注册审查通过后给您发送审核已通过的电子邮件 (约20-30分钟)。

7) Screen change Fig-7. / 画面如图7所示。

Please confirm the e-mail.

请确认收到的电子邮件地址与网页上显示的电子邮件地址一致。



Fig 6-5. The screen that is displayed when there is a mistake in the input field

When you see this screen, it means that your registration application has been submitted successfully. Please wait patiently for the registration review (about 20-30 minutes). After passing the review, you will receive an email with the subject of "[Public Welfare Society" "Corporate Corruption and Food Prevention Society] New Regulations Member Login Acknowledgment", you can proceed with the next steps at this time. Please note that you cannot pay the relevant fees before receiving this email. / 当您看到此画面表示您的注册申请已经成功提交，接下来请耐心等待注册审查（约20-30分钟），审查通过后的您将收到一封电子邮件，邮件主题为“【公益社团法人 腐食防食学会】新規会員登録 承認完了のご案内”，此时您可进行接下来的操作，请注意在收到此邮件之前您无法进行相关费用的支付。

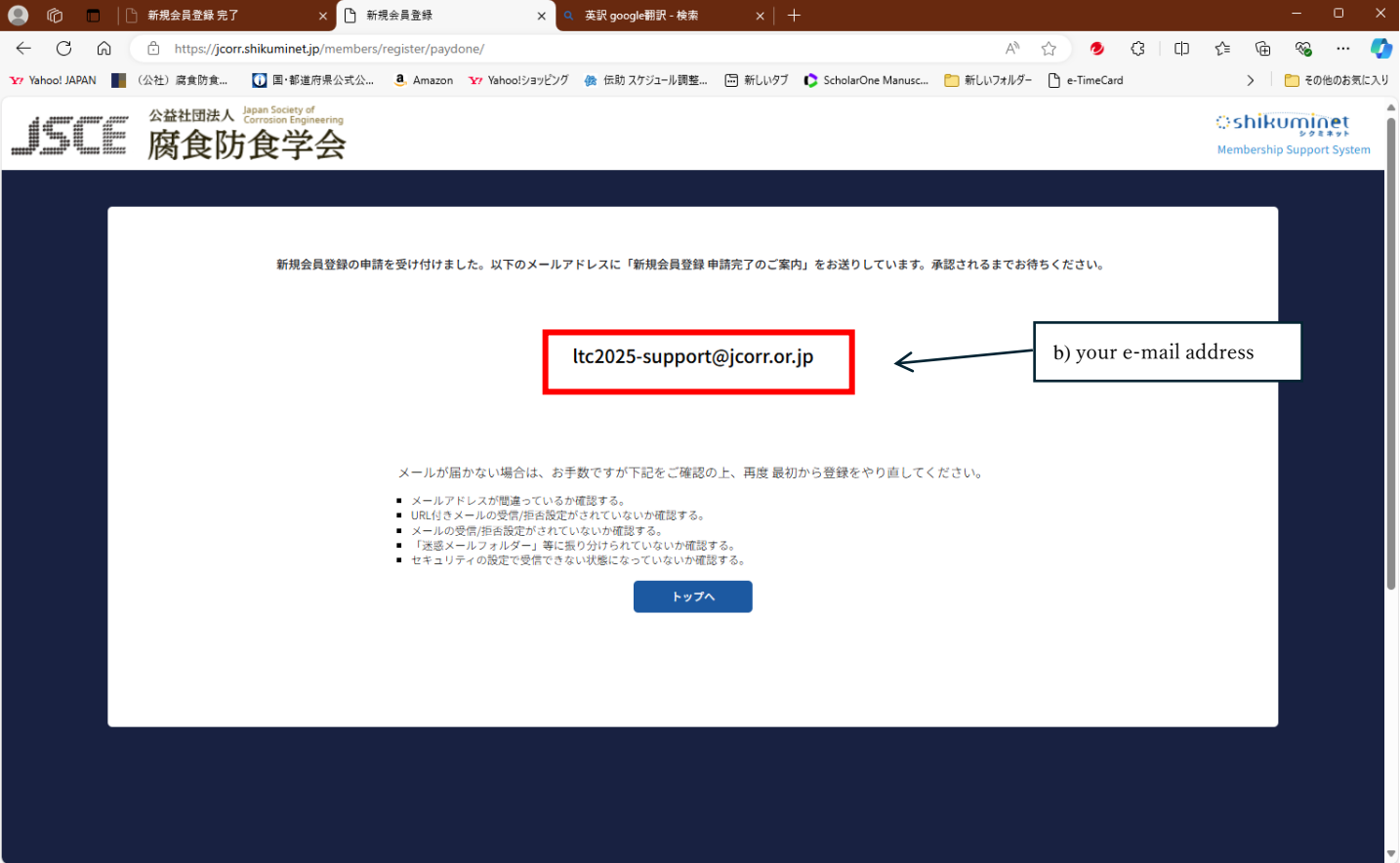


Fig 7. The message screen to notify you of sending the e-mail

## II) Final step / 最后一步

1) Access to the system URL / 请访问网址

<https://jcorr.shikuminet.jp/>

2) select the first button. / 请选择第一个按钮



3) Input your account and password. / 请输入您的账户和密码

First row : account / 第一行: 账号

Second row : password / 第二行: 密码

push the blue button / 请点击蓝色按钮以继续

会員ログイン

アカウント

パスワード

[アカウントを忘れた方はこちら](#)  
[パスワードを忘れた方はこちら](#)

※マイページの利用は各種規約等への同意が必要になります  
マイページへログインすることにより、以下の規約等へ同意したものとみなします

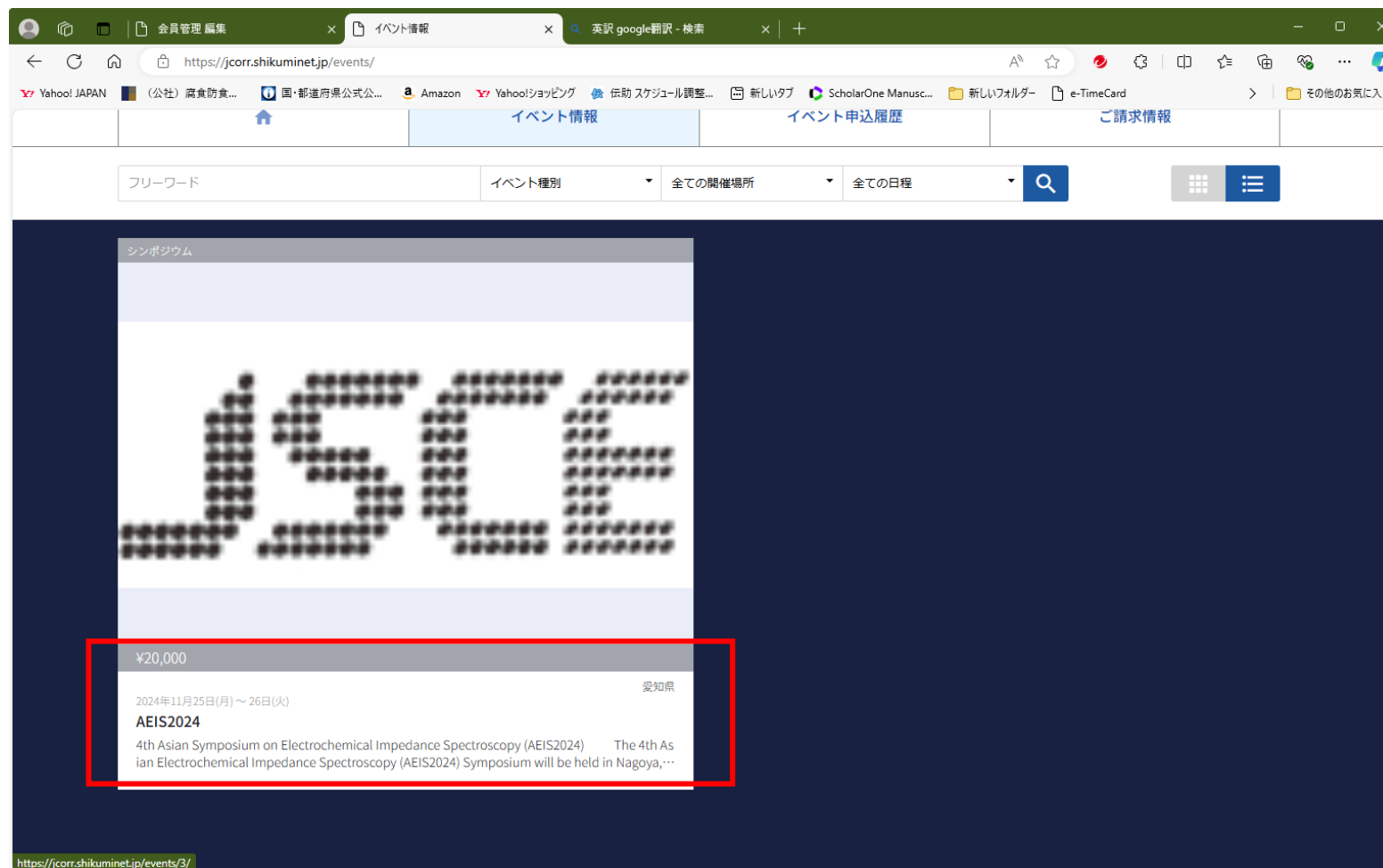
公益社団法人 腐食防食学会  
[会員規約](#)  
[個人情報保護方針](#)

[シクミネット利用規約](#)  
[個人情報の取扱いに関する同意事項](#)

4) On the changed screen, / 在接下来的画面上  
push the second collum. / 点击第二个按钮（イベント情報）



5) On the changed screen, select the AEIS2024. / 在接下来的画面中请选择AEIS2024  
Please note that you will not see this screen until you receive an email confirming your application has been passed. / 请注意如果您在收到审查通过的电子邮件之前无法看到此画面。



6) On the changed screen, push the blue button for registration. / 在接下来的画面中，请点击蓝色按钮进行注册费用。

2024年11月25日(月)～26日(火)

主催 (公社) 腐食防食学会  
開催場所 〒466-8555  
愛知県Aichi-ken, Gokiso-cho, Showa-ku, Nagoya  
Nagoya Institute of Technology  
<https://www.nitech.ac.jp/eng/index.html>

**4th Asian Sympo. on Electrochem. Imp. Spectroscopy**

**4th Asian Symposium on Electrochemical Impedance Spectroscopy (AEIS2024)**

The 4th Asian Electrochemical Impedance Spectroscopy (AEIS2024) Symposium will be held in Nagoya, Japan from November 25-26, 2024. This AEIS symposium is an international meeting started in 2015, which organized in China under the leadership of Prof. Jianbo Zhang and Prof. Masayuki Itagaki. Following the successful meetings held in Beijing (2015), Tokyo (2017) and Changsha (2019), AEIS2024 will be a wonderful opportunity to gather experts in various fields around EIS technique. This symposium consists of oral and poster presentations including several plenary and keynote talks to share progress in developing EIS. We are looking forward to seeing you in AEIS2024.

お問い合わせ Nagoya Institute of Technology  
担当 Shinya Kato  
連絡先 kato.shinya@nitech.ac.jp  
0000000000

**AEIS2024 (Early Bird Rates)**  
2024年11月25日 00:00～26日 23:59

金額 **¥ 20,000**

申込はこちら

戻る

6) On the changed screen, push the blue button / 在接下来的画面中请点击蓝色按钮。

The screenshot shows a web browser window with the URL <https://jcorr.shikuminet.jp/events/3/2/>. The page content is as follows:

**AEIS2024**

The 4th Asian Electrochemical Impedance Spectroscopy (AEIS2024) Symposium will be held in Nagoya, Japan from November 25-26, 2024. This AEIS symposium is an international meeting started in 2015, which organized in China under the leadership of Prof. Jianbo Zhang and Prof. Masayuki Itagaki. Following the successful meetings held in Beijing (2015), Tokyo (2017) and Changsha (2019), AEIS2024 will be a wonderful opportunity to gather experts in various fields around EIS technique. This symposium consists of oral and poster presentations including several plenary and keynote talks to share progress in developing EIS. We are looking forward to seeing you in AEIS2024. [4th Asian Symposium on Electrochemical Impedance Spectroscopy \(AEIS2024\) \[nitech.ac.jp\]](http://nitech.ac.jp)

**Registration fee**  
Registration fee includes the conference participation and program book.

Category	Early Bird Rates (Until September 6, 2024)	Regular Rates (On/After September 7, 2024)
Standard	JPY 20,000	JPY 30,000
Student	JPY 15,000	JPY 25,000
Banquet*	JPY 10,000	JPY 10,000

*\*Banquet fee (NOV. 21) is NOT included in the registration fee. There is a limit number of attendees for the banquet. It is a first-come, first-served policy.*

開催日時 2024年11月25日 00:00 ~ 26日 23:59  
申込期間 2024年08月06日 10:00 ~ 09月06日 23:59  
チケット価格 20,000円  
チケット数

At the bottom of the page, there are two buttons: a red button labeled "戻る" (Back) and a blue button labeled "申し込む" (Apply). A blue arrow button is also visible in the bottom right corner of the page content area.

7) On the changed screen, push the blue button for the confirmation / 在接下来的画面中请点击蓝色按钮进行确认支付。

Beijing (2015), Tokyo (2017) and Changsha (2019), AEIS2024 will be a wonderful opportunity to gather experts in various fields around EIS technique. This symposium consists of oral and poster presentations including several plenary and keynote talks to share progress in developing EIS. We are looking forward to seeing you in AEIS2024. [4th Asian Symposium on Electrochemical Impedance Spectroscopy \(AEIS2024\) \(nitech.ac.jp\)](http://nitech.ac.jp)

**Registration fee**  
Registration fee includes the conference participation and program book.

Category	Early Bird Rates (Until September 6, 2024)	Regular Rates (On/After September 7, 2024)
Standard	JPY 20,000	JPY 30,000
Student	JPY 15,000	JPY 25,000
Banquet*	JPY 10,000	JPY 10,000

*\*Banquet fee (NOV. 21) is NOT included in the registration fee. There is a limit number of attendees for the banquet. It is a first-come, first-served policy.*

開催日時 2024年11月25日 00:00 ~ 26日 23:59  
申込期間 2024年08月06日 10:00 ~ 09月06日 23:59  
チケット価格 20,000円

**お申込み内容**

申込枚数	1枚
合計金額	20,000円

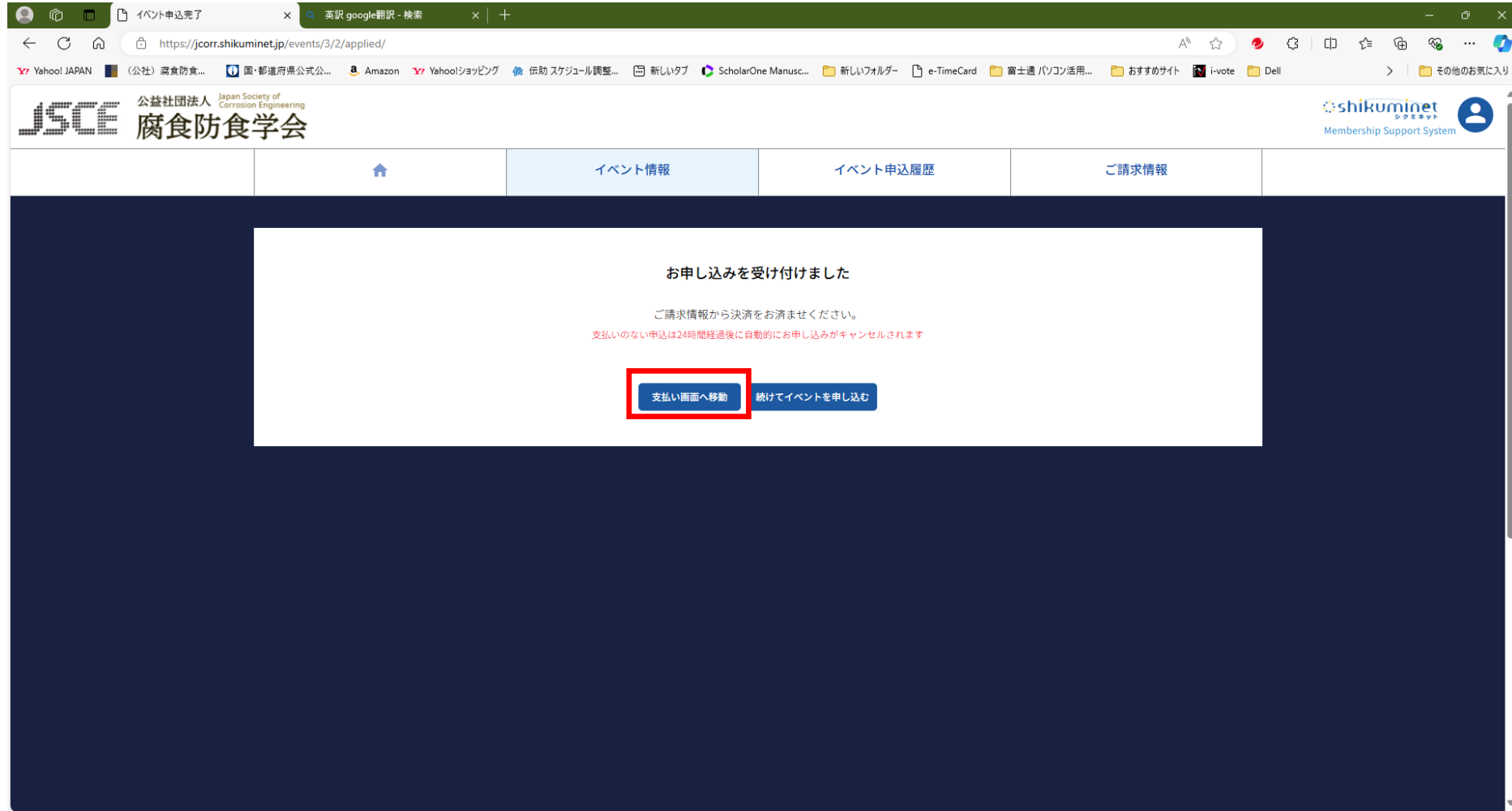
戻る 同意して申込

## 8) Finish the registration / 完成注册

and you will be taken to the approval procedure. / 您将进入支付系统。

Push the left button, move to the payment procedure. / 点击左侧蓝色支付按钮进入付款程序。

(Caution : If the decision is not made within 24 hours, the application will be invalid) / (注意：如果您在24小时内没有成功支付您的注册费用，支付申请将会被取消。)



9) Input your card information and push the blue button / 请输入您的信用卡信息后按下蓝色按钮

First row : card number, / 第一行: 卡号

Second row : expiration date / 第二行: 有效期

Third row : cardholder name / 第三行: 持卡人姓名

Fourth row : Security code / 第四行: 安全码

The screenshot shows a web browser window with the URL <https://jcorr.shikuminet.jp/payments/select/>. The page title is "お支払内容のご確認" (Confirmation of Payment Details). It displays a payment summary for "イベント参加費:AEIS2024(AEIS2024 (Early Bird Rates))" for 20,000 yen and a "システム手数料" (system fee) of 840 yen, totaling 20,840 yen. Below this is the "お支払方法の選択" (Payment Method Selection) section, where "クレジットカード" (Credit Card) is selected. The form fields are: "カード番号" (Card number) with value 12345678901234, "有効期限" (Expiration date) with MM/YY fields, "カード名義人" (Cardholder name) with FIRSTNAME LASTN fields, and "セキュリティコード" (Security code) with value 123. A checkbox labeled "カード情報を保存する" (Save card information) is highlighted with a green box and a red arrow pointing to a text box that says "Uncheck / 不要勾选保存信用卡信息选项". A blue "確認" (Confirm) button is highlighted with a red dashed box. Labels with arrows point to each of the four input fields: "Card number", "Expiratio date", "Cardholder name", and "Security code".

項目	金額
イベント参加費:AEIS2024(AEIS2024 (Early Bird Rates))	20,000円
システム手数料	840円
<b>合計</b>	<b>20,840円</b>

お支払方法の選択

お支払方法をご選択ください

クレジットカード  コンビニエンスストア  Pay-easy

カード番号: 12345678901234

有効期限: MM / YY

カード名義人: FIRSTNAME LASTN

セキュリティコード: 123

カード情報を保存する

**確認**

Uncheck / 不要勾选保存信用卡信息选项

Card number

Expiratio date

Cardholder name

Security code

<お支払い時期>

- ・クレジットカードの場合  
完了ボタン押下後、即時に与保処理および決済が実行されます。
- ・コンビニ・Pay-easyの場合  
発行された支払い番号を元に、番号発行後6日以内にお支払いください。
- ・バーチャル口座決済  
発行された口座番号を元に、番号発行後30日以内にお支払いください。

10) To make a payment, press the blue button. / 请点击按蓝色按钮进行支付。

システム手数料 840円

合計	1件	20,840円
----	----	---------

### お支払方法の選択

お支払方法をご選択ください

クレジットカード  コンビニエンスストア  Pay-easy

カード番号 498003\*\*\*\*\*112

有効期限 04/28

[変更](#)

<お支払い時期>

- ・クレジットカードの場合  
完了ボタン押下後、即時に与信処理および決済が実行されます。
- ・コンビニ・Pay-easyの場合  
発行された支払い番号を元に、番号発行後6日以内にお支払いください。
- ・バーチャル口座決済  
発行された口座番号を元に、番号発行後30日以内にお支払いください。

<サービス提供時期>

イベント参加費決済の場合、お支払い完了後即時でイベントの申込が完了いたします。

<お支払い後の返金等>

システムの性質上、お支払い完了後、当社でのお支払いキャンセル・返金等の対応はいたしかねます。お支払いされた会費・イベント参加費の返金や返金・イベント申込のキャンセル等のお申し出はご利用団体までお問い合わせください。

<会費支払/イベント申込期間>

※ 決済をご利用の場合、お支払い明細への表示は、本システム「シクミネット」と表示されます。

※ 決済の際にシステム手数料がかかります。手数料は[こちら](#)でご確認ください

[戻る](#) [決済する](#)