

# How to pay the Administration Fee of AEIS2024

We have three steps as follows.

I) First step

1) Access to the URL

Please access to the following URL

<https://jcorr.shikuminet.jp>

After accessing , the following computer screen (Fig. 1) appears and select the second button.



**Fig. 1 First Access Computer Screen.**

2) After selecting the second button (Fig. 1) the following computer screen (Fig. 2) appears and enter your name and E-mail address in each cell.

- a) First cell of the first and second rows : your last name , b) Second cell of the first and second rows : your first name
- c) Cell of the third row : your e-mail address, d) Cell of the fourth row : your e-mail address (re-enter)

3) Please confirm your data and push the blue button.

The screenshot shows a web browser window with the URL [https://jcorr.shikuminet.jp/members/pre/?user\\_type=1](https://jcorr.shikuminet.jp/members/pre/?user_type=1). The page title is "新規会員登録" (New Member Registration). The form contains the following fields and labels:

- お名前 (Name):** Split into "姓" (Last Name) and "名" (First Name). Annotations a) and b) point to these fields.
- お名前(カナ) (Name in Kana):** Split into "セイ" (Last Name) and "メイ" (First Name).
- メールアドレス (E-mail Address):** A single field containing "abc@mail.com". Annotation c) points to this field.
- メールアドレス(再入力) (E-mail Address (Re-enter)):** A field containing "abc@mail.com". Annotation d) points to this field.

Below the form, there are links for "会員規約" (Terms of Service), "個人情報保護方針" (Privacy Policy), "シクミネット利用規約" (Shikuminet Usage Terms), and "個人情報の取扱いに関する同意事項" (Consent regarding personal information handling). At the bottom, there are two buttons: "キャンセル" (Cancel) and "同意して次へ" (Agree and Next), with the latter highlighted by a red box.

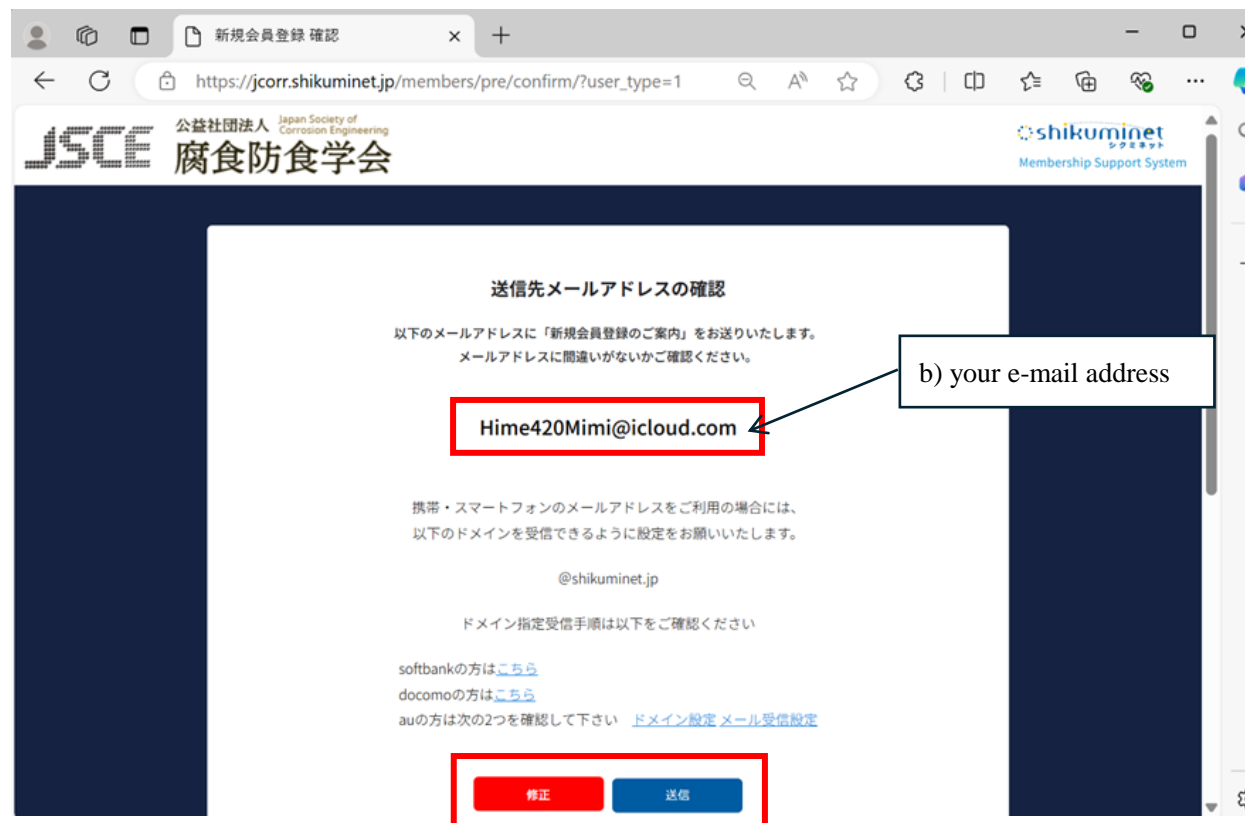
**Fig. 2 Computer Screen for entering your data (name and e-mail address).**

4) After pushing the blue button, the next screen (Fig. 3) appears.

This is the screen for confirmation of your e-mail address.

5) If your e-mail address is correct, push the blue button and send the membership registration URL to your address.

If your e-mail address is wrong, push the red button and return to Fig. 3 and fix your data.



**Fig. 3** Computer Screen for confirmation your e-mail address.

6) After sending the membership registration URL, the next screen (Fig. 4) appears.

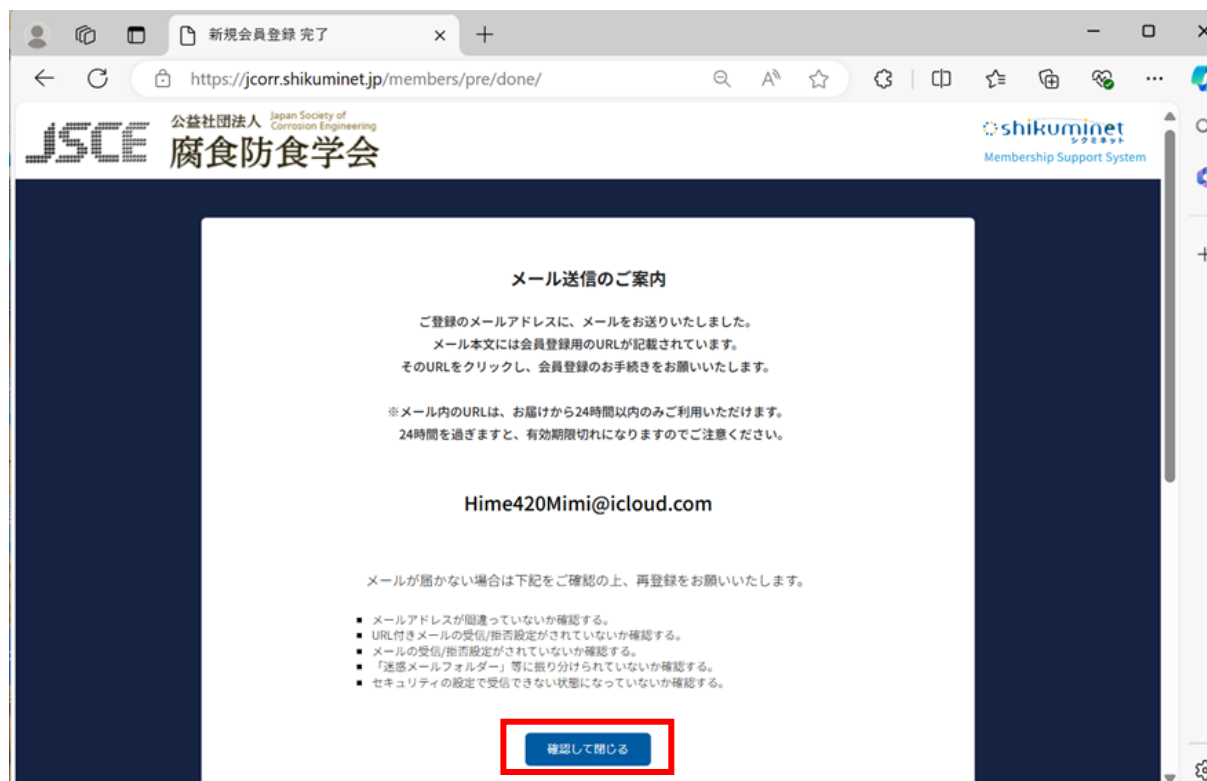
Please confirm the e-mail from “no-replay @shikuminet.jp”.

After confirmation the above mail, push the blue button and access to the URL on the above e-mail.

Example of the URL on your e-mail :

[https://jcorr.shikuminet.jp/members/register/?user\\_type=1&h=a408ff91cca928094f10e0ab49cf89d7](https://jcorr.shikuminet.jp/members/register/?user_type=1&h=a408ff91cca928094f10e0ab49cf89d7)

(The yellow marker area varies by individuals)



**Fig. 4** Computer Screen after sending the membership registration URL to your address.

## II) Second step

## 2nd step

### 1) Access to the URL

After accessing the membership registration URL on the e-mail, the next screen (Fig. 5) appears.

Please select the preferred one (Standard, Student, Standard+Banquet, Student+Banquet) and push the blue button.

In this step, you can only select the registration pattern excluding registration fee.

The detailed registration patter: [https://aeis.web.nitech.ac.jp/?page\\_id=45](https://aeis.web.nitech.ac.jp/?page_id=45)

(**Caution!** Don't make a mistake with your choice because you won't be able to change it later.)

選択	会員種別	入会要綱	金額
<input type="radio"/>	正会員	本会の目的に賛同して入会した個人	入会金：0円 会費：10000円/1年
<input type="radio"/>	特別会員	本会の目的に賛同して入会した法人及び任意団体	入会金：0円 会費：0円/1年
<input type="radio"/>	学生会員	本会の目的に賛同して入会した大学院、大学、高等専門学校及びこれに準ずる学校に在籍する学生	入会金：0円 会費：5000円/1年
<input type="radio"/>	非会員	当会会員に登録せず、一時的に当会イベントに参加を希望する個人	入会金：0円 会費：0円/1年
<input checked="" type="radio"/>	Standard	Payment for AEIS2025 Registration fee	入会金：0円 会費：0円/1年
<input type="radio"/>	Student	Payment for AEIS2025 Registration fee	入会金：0円 会費：0円/1年
<input type="radio"/>	Standard+Banquet	Payment for AEIS2025 Registration fee	入会金：0円 会費：0円/1年
<input type="radio"/>	Student+Banquet	Payment for AEIS2025 Registration fee	入会金：0円 会費：0円/1年

次へ

Fig. 5 Screen for selecting the pattern for registration fee.

2) The case of selecting “Standard”.

After selecting “Standard”, the next screen (Fig. 6) change and push the blue button without doing anything .

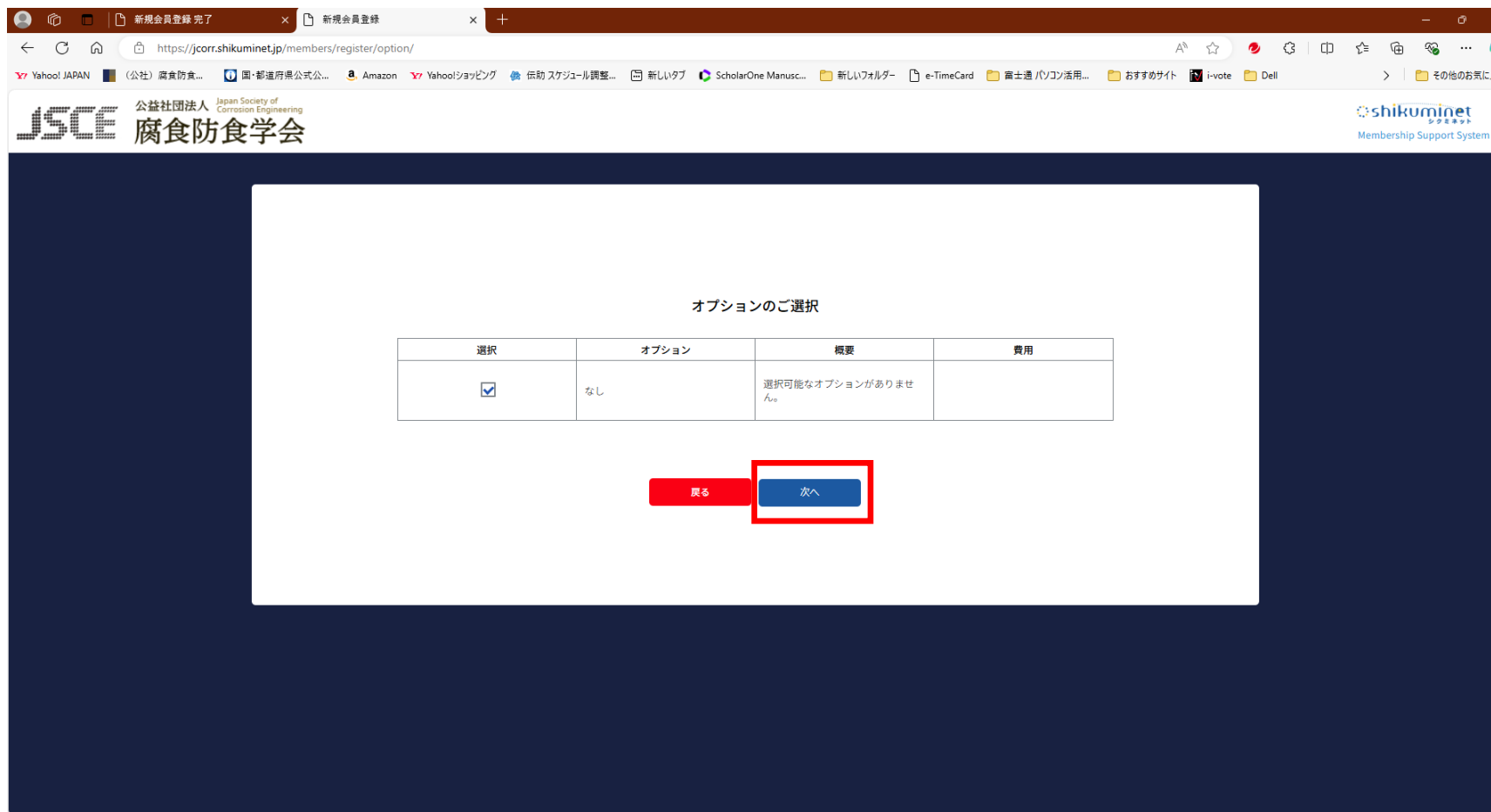


Fig. 6 The screen of the case selecting “Standard”.

2) Enter your personal information.

a) enter the password for accessing (second row : re-enter)

The password must consist of at least 8 alphanumeric characters.

STEP1 会員種別選択      STEP2 オプション選択      STEP3 情報入力      STEP4 ご入力情報の確認と申請

情報のご入力をお願いします。

ご登録情報

名前	必須	Tahara	Akita
名前(カナ)	必須	Tahara	Akita
システム用メールアドレス	必須	lfc2025-support@jcorr.or.jp	
生年月日	必須	2004 年 1 月 1 日	
性別	必須	<input type="radio"/> 男性 <input type="radio"/> 女性 <input checked="" type="radio"/> 未回答	
パスワード	必須	[Red box around re-entry field labeled 'a)']	
パスワード(確認)	必須	[Red box around re-entry field labeled 'a)']	
秘密の質問	必須	選択してください	
秘密の質問の答え	必須	秘密の質問の回答	
支部	必須	選択してください	
入会日			
会誌送付先	必須	<input type="radio"/> 勤務先・学校 <input type="radio"/> 自宅	

Fig. 6-1 The screen for input your personal information.

- 3) Enter your personal information.
  - b) First row : please select anyone.  
Second row : enter “ \*\*\*\*\* “  
Third row : please select anyone
- c) Please select the first item

The image shows a registration form titled "ご登録情報" (Registration Information) with a progress indicator at the top. The progress indicator shows four steps: STEP1 (会員種別選択), STEP2 (オプション選択), STEP3 (情報入力), and STEP4 (ご入力情報の確認と申請). STEP3 is currently active. The form fields are as follows:

Field	Value
名前	Tahara Akita
名前(カナ)	Tahara Akita
システム用メールアドレス	ltc2025-support@jcorr.or.jp
生年月日	2004年 1月 1日
性別	<input type="radio"/> 男性 <input type="radio"/> 女性 <input checked="" type="radio"/> 未回答
パスワード	[Red box]
パスワード(確認)	[Red box]
秘密の質問	選択してください
秘密の質問の答え	秘密の質問の回答
支部	選択してください
入会日	[Greyed out]
会誌送付先	<input type="radio"/> 勤務先・学校 <input type="radio"/> 自宅

Annotations on the form:

- a)** Red box around the password and confirmation password fields.
- b)** Green box around the secret question and answer fields.
- c)** Yellow box around the branch selection field.

Fig. 6-2 The screen for input your personal information.

4) Enter your personal information.

d) enter the employer information

First row : enter “ 0000000 “

Second row : please select anyone

Third row : enter address

Fourth row : house number

e) Please enter phone number

or dummy number “0000000000”

f) Please enter the information of affiliation

First row : name of employer

Second row : affiliation

Fig. 6-3 The screen for input your personal information.

## 5) Enter your personal information.

## g) Enter the dummy data

First row : enter “ 0000000 “

Second row : please select anyone

Third row : enter “\*\*\*\*”

Fourth row : enter “\*\*\*\*”

Sixth row : enter “0000000000”

## h) Enter the dummy data

First row : enter “ \*\*\*\* “

Second row : enter “2001/01/01”

Third row : enter “\*\*\*\*”

6) After enter your personal information,  
push the blue button.

FAX番号 0312345678  
(例: 0338151161)※数字のみを入力することでハイフン(-)が自動入力されます

必須 勤務先・学校名 (例: 公益社団法人腐食防食学会)

必須 所属・部署・学部学科名

研究室名

自宅連絡先

郵便番号 必須 1001234 (例: 113-0033)

必須 都道府県

必須 市区町村

必須 番地

建物名

必須 電話番号 (携帯可) 0312345678 (例: 0338151161)※数字のみを入力することでハイフン(-)が自動入力されます

FAX番号 0312345678

最終学歴

必須 学校名

必須 卒業・修了(見込み)年月日 (例: 2001/01/01)

必須 学位 (例: 博士(工学)、修士(理学)、学士(工学))

戻る 次へ

Fig. 6-4 The screen for input your personal information.

5) If there are some mistakes in the input fields, we get the error message.

Error field change the red.

Please enter or select the correct answer and push the blue button.

6) If all data is entered, change the confirmation screen. Push the blue button, the system sends the registration termination e-mail.

7) Screen change Fig. 6-5  
Please confirm the e-mail.

The screenshot shows a web browser window displaying a registration page for 'jcorr.shikuminet.jp'. The page is titled '新規会員登録' (New Member Registration) and is at the 'STEP3 情報入力' (Information Input) stage. A progress bar at the top shows four steps: STEP1 (会員種別選択), STEP2 (オプション選択), STEP3 (情報入力), and STEP4 (ご入力情報の確認と申請). STEP3 is currently active, indicated by a blue dot. Below the progress bar, a message reads '情報のご入力をお願いします。' (Please enter the information). A red-bordered box contains an error message: '❗ 入力項目に問題があります。' (There is a problem with the input item). The form fields are as follows:

Field	Value	Required
名前	Tahara Akita	必須
名前(カナ)	Tahara Akita	必須
システム用メールアドレス	ltc2025-support@jcorr.or.jp	必須
生年月日	2004年 1月 1日	必須
性別	<input type="radio"/> 男性 <input type="radio"/> 女性 <input checked="" type="radio"/> 未回答	必須
パスワード	[Red box]	必須
パスワード(確認)	[Red box]	必須
秘密の質問	母親の旧姓は？	必須

Below the password fields, there are two error messages:

- ❗ パスワードは入カルールに則って入力してください。
- ❗ パスワードは8文字以上入力してください。

Below the confirmation password field, there are two error messages:

- ❗ パスワードは入カルールに則って入力してください。
- ❗ パスワード(確認)は8文字以上入力してください。

Fig. 6-5 The screen that is displayed when there is a mistake in the input field.

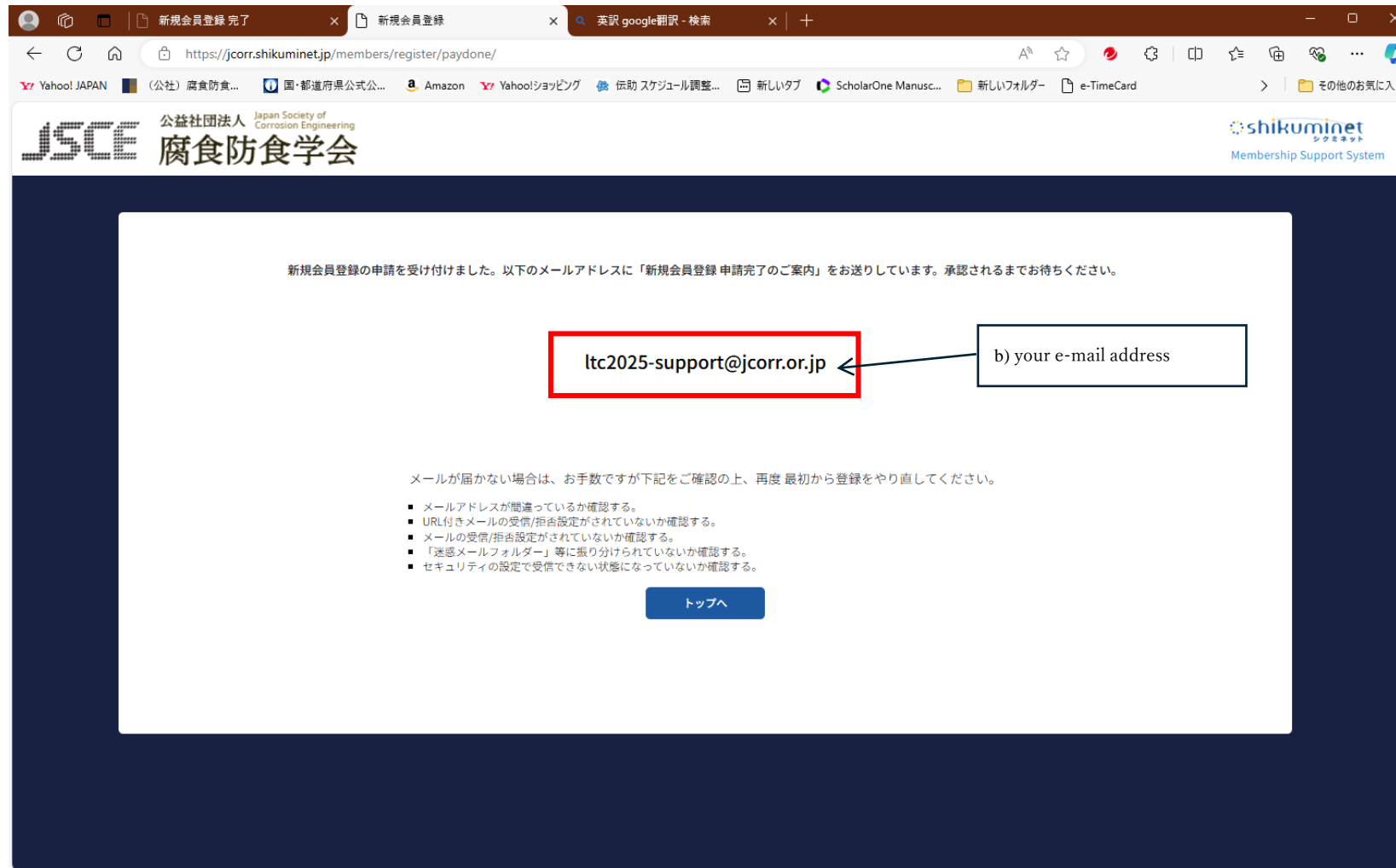


Fig. 6-6 The message screen to notify you of sending the e-mail.

## II) Final step

Final step

### 1) Access to the system URL

<https://jcorr.shikuminet.jp/>

### 2) select the first button.

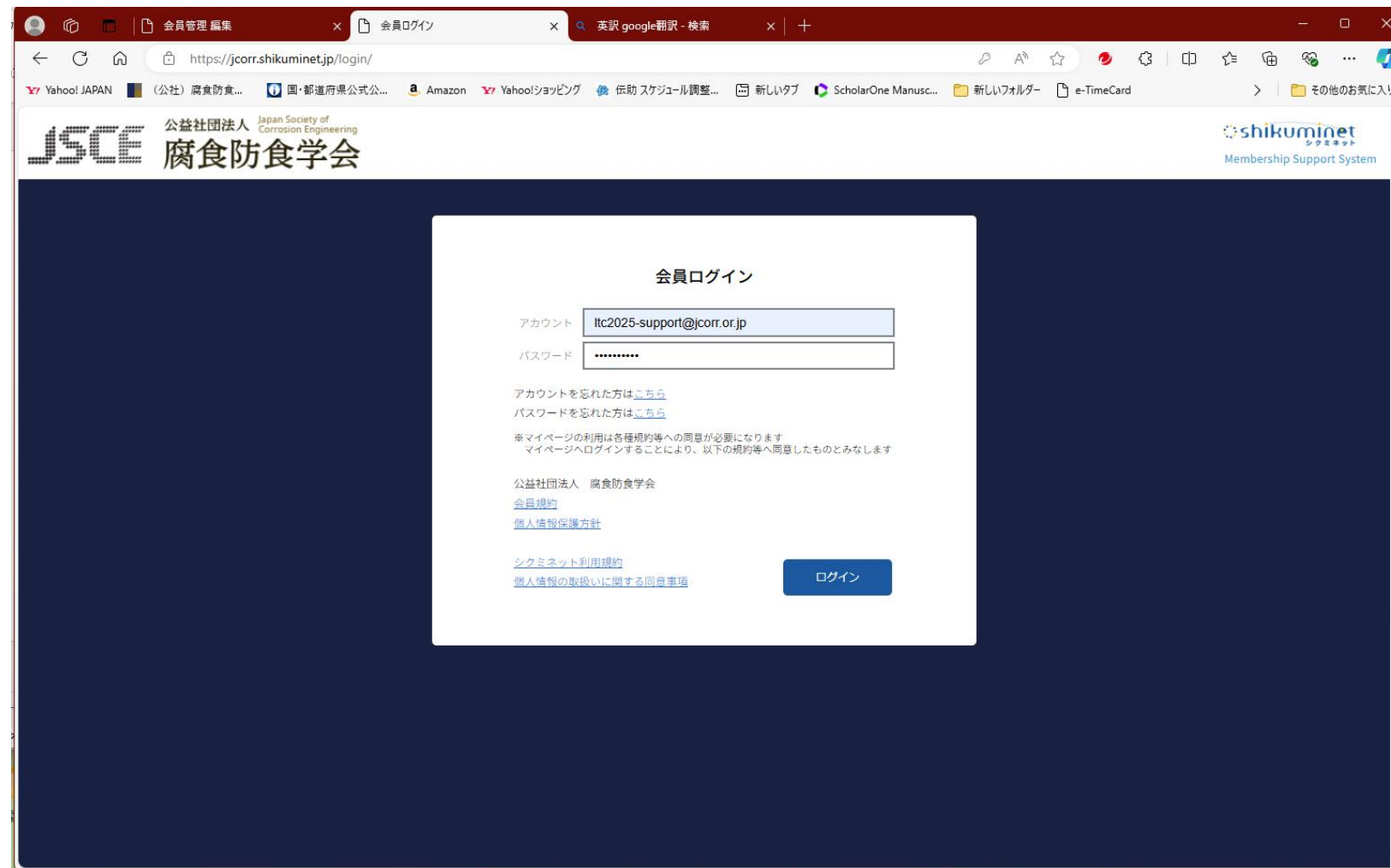


3) Input your account and password.

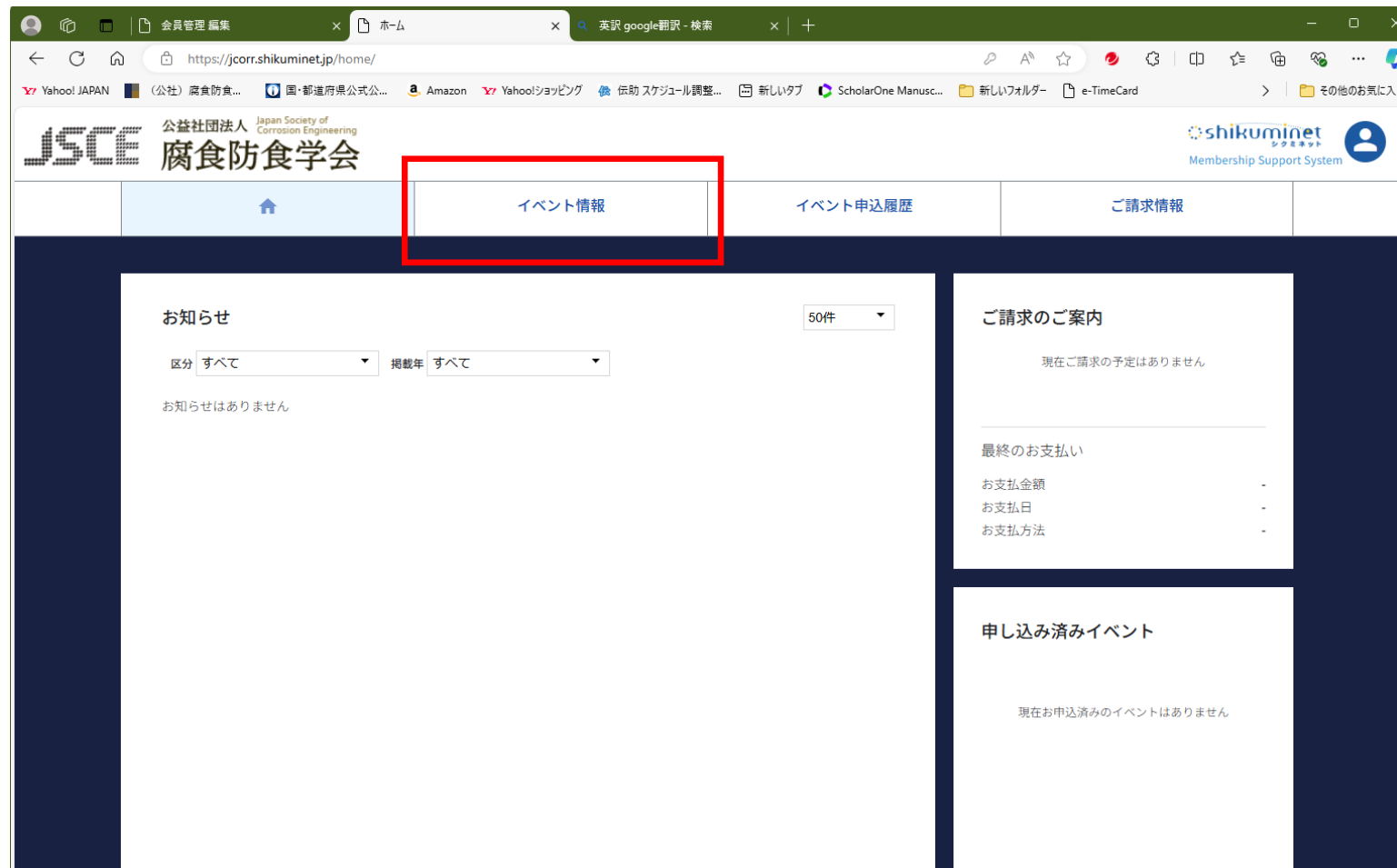
First row : account

Second row : password

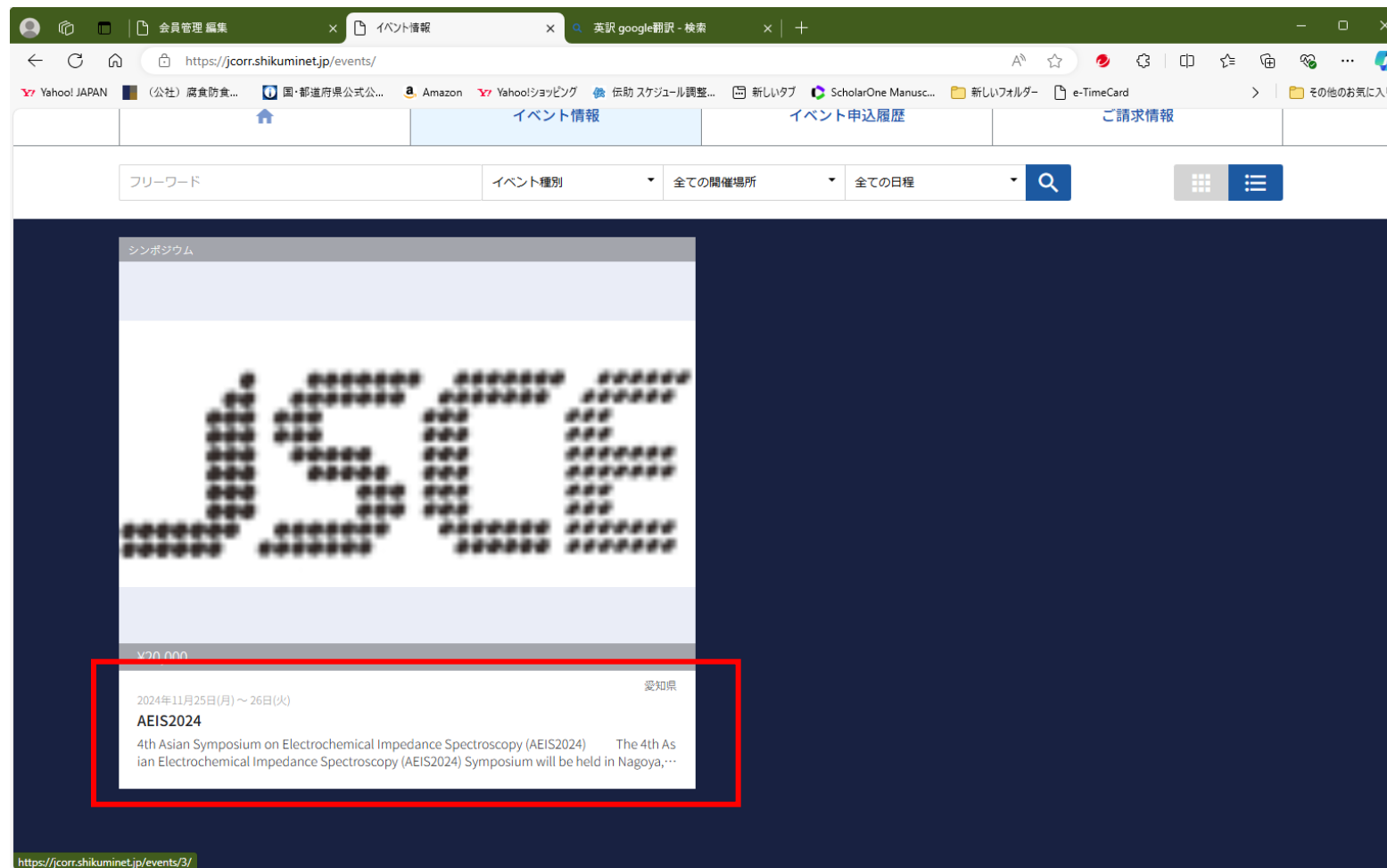
push the blue button



4) On the changed screen,  
push the second collum.



5) On the changed screen,  
select the AEIS2024.



6) On the changed screen, push the blue button for registration.

The screenshot shows a web browser window with the URL <https://jcorr.shikuminet.jp/events/3/>. The page features the JSCE logo and the following information:

2024年11月25日(月)～26日(火)

主催 (公社) 腐食防食学会  
開催場所 〒466-8555  
愛知県Aichi-ken, Gokiso-cho, Showa-ku, Nagoya  
Nagoya Institute of Technology  
<https://www.nitech.ac.jp/eng/index.html>

**4th Asian Sympo. on Electrochem. Imp. Spectroscopy**

**4th Asian Symposium on Electrochemical Impedance Spectroscopy (AEIS2024)**

The 4th Asian Electrochemical Impedance Spectroscopy (AEIS2024) Symposium will be held in Nagoya, Japan from November 25-26, 2024. This AEIS symposium is an international meeting started in 2015, which organized in China under the leadership of Prof. Jianbo Zhang and Prof. Masayuki Itagaki. Following the successful meetings held in Beijing (2015), Tokyo (2017) and Changsha (2019), AEIS2024 will be a wonderful opportunity to gather experts in various fields around EIS technique. This symposium consists of oral and poster presentations including several plenary and keynote talks to share progress in developing EIS. We are looking forward to seeing you in AEIS2024.

お問い合わせ Nagoya Institute of Technology  
担当 Shinya Kato  
連絡先 kato.shinya@nitech.ac.jp  
0000000000

**AEIS2024 (Early Bird Rates)**  
2024年11月25日 00:00～26日 23:59

金額 **¥ 20,000**

[申込はこちら](#)

[戻る](#)

6) On the changed screen, push the blue button

**AEIS2024**

The 4th Asian Electrochemical Impedance Spectroscopy (AEIS2024) Symposium will be held in Nagoya, Japan from November 25-26, 2024. This AEIS symposium is an international meeting started in 2015, which organized in China under the leadership of Prof. Jianbo Zhang and Prof. Masayuki Itagaki. Following the successful meetings held in Beijing (2015), Tokyo (2017) and Changsha (2019), AEIS2024 will be a wonderful opportunity to gather experts in various fields around EIS technique. This symposium consists of oral and poster presentations including several plenary and keynote talks to share progress in developing EIS. We are looking forward to seeing you in AEIS2024.

[4th Asian Symposium on Electrochemical Impedance Spectroscopy \(AEIS2024\) \(nitech.ac.jp\)](http://nitech.ac.jp)

**Registration fee**  
Registration fee includes the conference participation and program book.

Category	Early Bird Rates (Until September 6, 2024)	Regular Rates (On/After September 7, 2024)
Standard	JPY 20,000	JPY 30,000
Student	JPY 15,000	JPY 25,000
Banquet*	JPY 10,000	JPY 10,000

*\*Banquet fee (NOV. 21) is NOT included in the registration fee. There is a limit number of attendees for the banquet. It is a first-come, first-served policy.*

開催日時 2024年11月25日 00:00 ~ 26日 23:59

申込期間 2024年08月06日 10:00 ~ 09月06日 23:59

チケット価格 20,000円

チケット数

[戻る](#) [申し込む](#)

7) On the changed screen, push the blue button for the confirmation

Beijing (2015), Tokyo (2017) and Changsha (2019), AEIS2024 will be a wonderful opportunity to gather experts in various fields around EIS technique. This symposium consists of oral and poster presentations including several plenary and keynote talks to share progress in developing EIS. We are looking forward to seeing you in AEIS2024. [4th Asian Symposium on Electrochemical Impedance Spectroscopy \(AEIS2024\) \(nitech.ac.jp\)](http://nitech.ac.jp)

**Registration fee**  
Registration fee includes the conference participation and program book.

Category	Early Bird Rates (Until September 6, 2024)	Regular Rates (On/After September 7, 2024)
Standard	JPY 20,000	JPY 30,000
Student	JPY 15,000	JPY 25,000
Banquet*	JPY 10,000	JPY 10,000

\*Banquet fee (NOV. 21) is NOT included in the registration fee. There is a limit number of attendees for the banquet. It is a first-come, first-served policy.

開催日時 2024年11月25日 00:00 ~ 26日 23:59  
申込期間 2024年08月06日 10:00 ~ 09月06日 23:59  
チケット価格 20,000円

**お申込み内容**

申込枚数	1枚
合計金額	20,000円

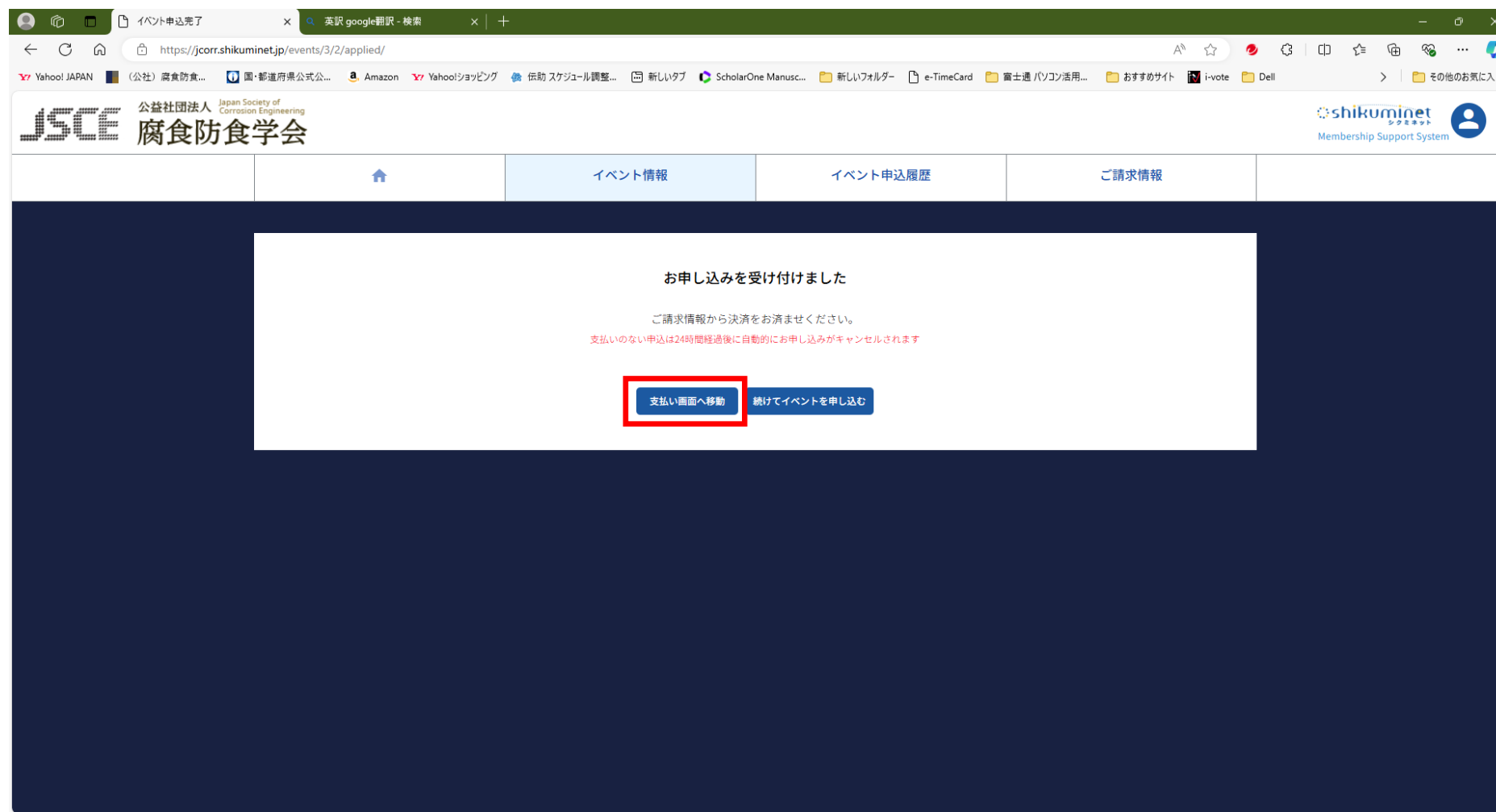
戻る 同意して申込

8) Finish the registration

and you will be taken to the approval procedure.

Push the left button, move to the payment procedure.

(Caution : If the decision is not made within 24 hours, the application will be invalid)



9) Input your card information and push the blue button

First row : Card number,

Second row : Expiration date

Third row : Cardholder name

Fourth row : Security code

The screenshot shows a web browser window with the URL <https://jcorr.shikuminet.jp/payments/select/>. The page title is "ご請求情報" (Request Information). The main content area is titled "お支払内容のご確認" (Confirmation of Payment Content) and displays a summary of charges:

イベント参加費:AEIS2024(AEIS2024 (Early Bird Rates))	20,000円
システム手数料	840円
<b>合計</b>	<b>1件 20,840円</b>

Below this is the "お支払方法の選択" (Payment Method Selection) section, titled "お支払方法をご選択ください" (Please select your payment method). There are three radio buttons: "クレジットカード" (Credit Card), "コンビニエンスストア" (Convenience Store), and "Pay-easy". The "クレジットカード" option is selected.

The credit card form includes the following fields:

- カード番号 (Card Number): 1234567890123
- 有効期限 (Expiration Date): MM / YY
- カード名義人 (Cardholder Name): FIRSTNAME LASTN
- セキュリティコード (Security Code): |123

At the bottom of the form is a checkbox labeled "カード情報を保存する" (Save card information) and a blue "確認" (Confirm) button. A red box labeled "Uncheck" points to the checkbox. A red dashed box surrounds the "確認" button.

Annotations with arrows point to the input fields:

- Card number
- Expiration date
- Cardholder name
- Security code

At the bottom of the page, there is a section titled "<お支払い時期>" (Payment Timing) with the following text:

- ・クレジットカードの場合  
完了ボタン押下後、即時に与信処理および決済が実行されます。
- ・コンビニ・Pay-easyの場合  
発行された支払い番号を元に、番号発行後6日以内にお支払いください。
- ・バーチャル口座決済  
発行された口座番号を元に、番号発行後30日以内にお支払いください。

10) To make a payment, press the blue button.

システム手数料 840円

合計	1件	20,840円
----	----	---------

### お支払方法の選択

お支払方法をご選択ください

クレジットカード  コンビニエンスストア  Pay-easy

カード番号 498003\*\*\*\*\*112

有効期限 04/28

[変更](#)

<お支払い時期>

- ・クレジットカードの場合  
完了ボタン押下後、即時に与信処理および決済が実行されます。
- ・コンビニ・Pay-easyの場合  
発行された支払い番号を元に、番号発行後6日以内にお支払いください。
- ・バーチャル口座決済  
発行された口座番号を元に、番号発行後30日以内にお支払いください。

<サービス提供時期>

イベント参加費決済の場合、お支払い完了後即時でイベントの申込が完了いたします。

<お支払い後の返金等>

システムの性質上、お支払い完了後、当社でのお支払いキャンセル・返金等の対応はいたしかねます。お支払いされた会費・イベント参加費の返金や返金・イベント申込のキャンセル等のお申し出はご利用団体までお問い合わせください。

<会費支払/イベント申込期間>

※ 決済をご利用の場合、お支払い明細への表示は、本システム「シクミネット」と表示されます。

※ 決済の際にシステム手数料がかかります。手数料は[こちら](#)でご確認ください

[戻る](#) [決済する](#)